

INVICTUS NEXT-GEN® Drosophila Incubators

Reliable Cooling Redundancy

Each INVICTUS NEXT-GEN® chamber includes multiple, independent thermoelectric cooling units. The 7 year warranty on cooling components and the ability of our chambers to maintain temperature even if the chamber suffers multiple failures is unmatched by any other refrigeration-based chamber.

Quiet Operation

The INVICTUS NEXT-GEN® chambers utilize quiet and highly efficient DC fans. Locating these chambers in laboratory workspaces is a viable option.

Simple Serviceability

Due to the omission of all refrigeration equipment on these models, refrigeration technicians are not required during chamber servicing. Refrigerated insect rearing chambers are not only costly to service, but can require days to service properly. Nearly every component of thermoelectric-based chambers can be serviced within minutes with basic tools. For instance, the ultrasonic humidifier is capable of being removed and reinstalled in less than 5 minutes and operates on non-hazardous 24 volts.

Superior Control and Uniformity

The optional ultrasonic humidification system on the 59-808TLH provides excellent humidity control and avoids hot spots seen during chamber mapping of steam boiler equipped chambers. Thermoelectric cooling and automatic switching system from cooling to heating control provide consistent results throughout the available temperature range. Standard control at the sensor in these chambers is $\pm 0.2^{\circ}\text{C}$ and $\pm 0.3\%\text{RH}$.

Greatly Reduced Direct and Indirect Energy Loads

The INVICTUS NEXT-GEN® chambers utilize less energy than comparable insect rearing chambers and introduce less impact upon building cooling systems. This efficiency “dual benefit” allows our chambers to be located in spaces unsuitable for other chambers. Electrical energy savings by the INVICTUS NEXT-GEN™ chambers vs. steam boiler equipped chambers can easily amount to hundreds or even thousands of dollars saved per year.

Advanced Touchscreen Controllers

Standard controllers for the INVICTUS NEXT-GEN® incubators are the IDEC HG1G touchscreen controllers ideal for insect rearing chambers. This controller is pre-programmed with a Mite Cycle Decontamination Mode exclusive to INVICTUS NEXT-GEN® incubators. Standard functions include a built in alarm program with text and email notifications, autotuning, PID control, calibration capability, offset capability, etc.

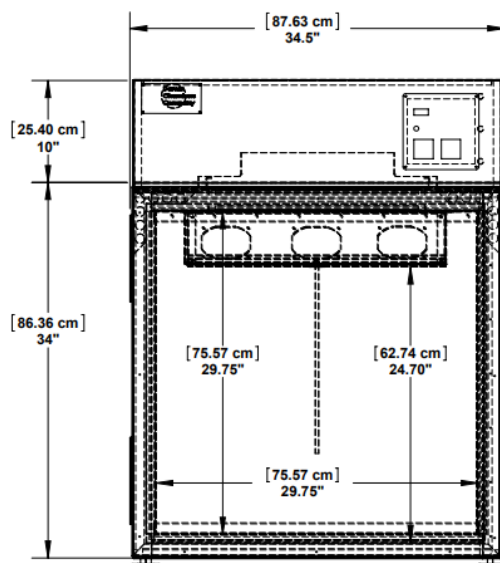
Warranty

The standard warranty includes 7 years on the thermoelectric cooling module, 2 years all parts, and 1 year all parts and labor.

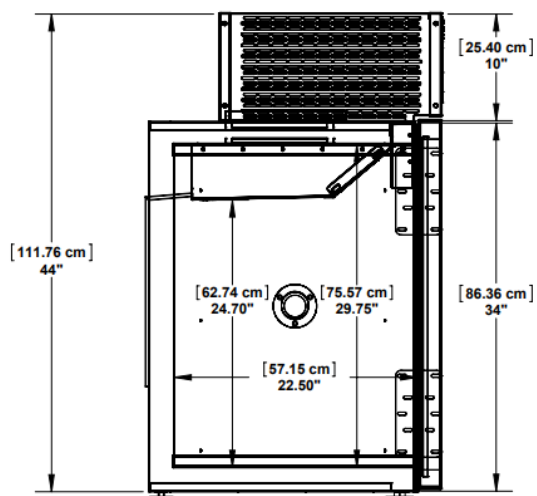
59-800T, 59-800TL, 59-800TLH Insect Rearing Chamber Specifications (ambient 21° C)

Performance	Standard
Temperature Range	14°C to 50°C (59-800T) 20°C to 50°C (59-800TL and 59-800TLH)
Ambient Temperature	21°C ± 3°C
Temperature Control	± 0.2° C
Temperature Uniformity	± 0.7° C
Control Resolution	0.1° C
Temperature Sensor	NIST Traceable PT100 Class A RTD
Humidity Range	Optional on 59-808TLH: Ambient to 90% @ 40° C Dewpoint
Humidity Control	Optional on 59-808TLH: ± 0.3%
Humidity Uniformity	Optional on 59-808TLH: ± 2%
Control Resolution	Optional on 59-808TLH: ± 2%
Humidity Sensor	Optional on 59-808TLH: NIST Traceable Rotronic HC2A-S
Control System	Standard
Controller	IDEA H1G1 Touchscreen Controllers
Control Readout	Actual and Set-Point Values, Trending, Duty Cycle
Alarm	Text, Email, Web Server, Remote Access
Alarm Type	Deviation in 0.1° C or 0.1% RH with Delay
Remote Monitoring	Dry Alarm Contact, RS 485 & Analog Output
Password Protection	Alpha Numeric
Audit Trail	Available
Uninterrupted Power Supply (Monitoring)	Available
Construction	Standard
Exterior	Glass Door on 59-800T Models. 18 gauge powder-coated galvanized steel door (59-800TL, 59-800TLH), front, and sides.
Interior	20 gauge 304 grade stainless steel liner, top, bottom, back and sides
Shelving	4 included PVC Coated Shelves.
Casters	2.75" Casters or leg levelers
Capacity & Dimensions	US Standard
Interior Capacity	11.57 ft ³
External Dimensions	34.5"W x 27.5"D x 44.25"H
Internal Dimensions	29.75"W x 23.125"D x 29.75"H
Shelf Dimensions	21.5" W x 26.25" D
Crated Weight	340 lbs
Electrical	US Standard
Voltage (dedicated circuit required)	115 / 60 / 1
RLA	4.3
Cord Length	9 ft

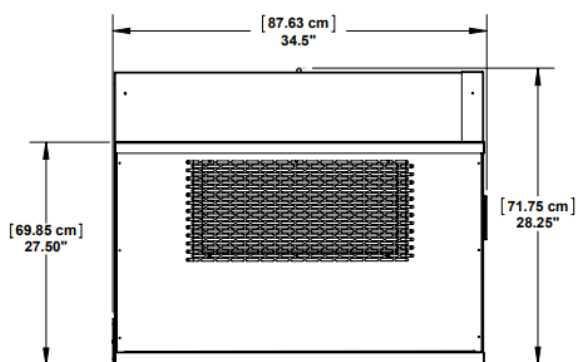
59-800TL Technical Drawings



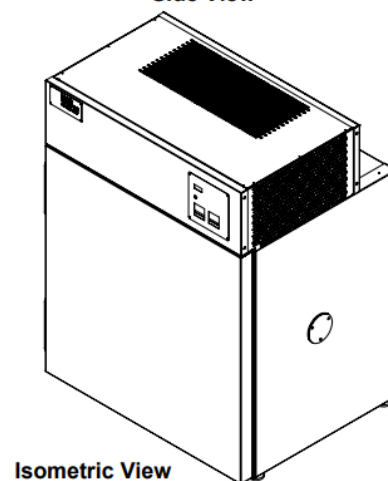
Front View



Side View



Top View



Isometric View